



# TMH

## Performance Statistics

### 2016-2017

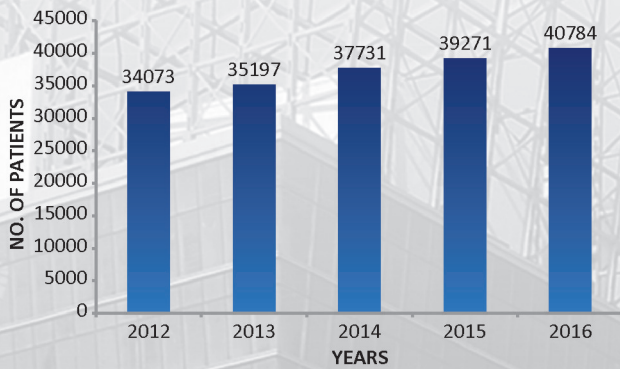
	2015	2016
Patient Chart Files - General	25195	27279
Patient Chart Files - Private	14076	13505
<b>Patient Chart Files - Total (A)</b>	<b>39271</b>	<b>40784</b>
<b>Referrals for Investigations / Second Opinion (B)</b>	<b>22439</b>	<b>23474</b>
<b>Preventive Oncology (C)</b>	<b>5488</b>	<b>5660</b>
<b>Total Registrations (A + B + C)</b>	<b>67198</b>	<b>69918</b>
<b>INPATIENT SERVICES</b>		
<b>Admissions</b>		
No. of Admissions	27068	28012
Average Length of stay (Days)	6.2	5.80
Bed Occupancy %	95.76	91.00
<b>SURGICAL ONCOLOGY</b>		
Major OT Procedures	8367	8465
Minor OT Procedures	35101	36474
<b>MEDICAL ONCOLOGY</b>		
<b>Day Care</b>		
Day Care - General	90438	109341
Day Care - Private	29558	30882
Bone Marrow Transplants at ACTREC	80	67
<b>DIGESTIVE DISEASES AND CLINICAL NUTRITION</b>		
<b>Endoscopies</b>		
Nutrition Clinic	6311	6888
	11677	10257
<b>ANESTHESIOLOGY, CRITICAL CARE &amp; PAIN</b>		
No. of ICU Admissions	3058	2225
Patients in Recovery Ward	9159	12624
Pain Clinic	4748	5246
<b>RADIATION ONCOLOGY</b>		
External Beam Therapy	6235	6528
Brachytherapy	3590	3816
Treatment Planning / Beam Modification	15281	16467
Special Radiotherapy Techniques (IGRT, IMRT, SRS, SRT, TSET etc.)	2609	1891

	2015	2016
<b>IMAGING SERVICES</b>		
<b>Radiology</b>		
Conventional Radiography	65590	70908
Ultrasonography / Colour Doppler	40466	40584
Mammography	12713	14654
C.T. Scan	28880	32664
M.R.I Scan	6367	8337
Interventional Radiology	3065	3114
<b>NUCLEAR MEDICINE</b>		
PET-CT	13943	15213
SPECT-CT	4592	5135
C.T. Scan	50	0
<b>GENERAL MEDICINE</b>		
ECG	32429	34491
Echo Cardiography	10816	11108
Pulmonary Function Tests	3792	4140
<b>LABORATORY DIAGNOSTICS</b>		
Pathology	161062	168724
Haemato Pathology	453170	556234
Biochemistry	2337437	3195789
Cytopathology	24328	25207
Molecular Pathology	2338	3910
Microbiology	179416	190802
<b>TRANSFUSION MEDICINE</b>		
Blood and Platelet Units Collected	24027	22251
Other Services	191829	183109
<b>Cytogenetics</b>	10888	11775
<b>OTHER CLINICAL SERVICES</b>		
Stoma Care	6049	6469
Occupational Therapy	11963	11266
Physiotherapy	11446	14341
Speech Therapy	5879	8403
Psychiatry and Clinical Psychology	3579	3396
<b>DENTAL SERVICES</b>		
Prosthetic Services	1279	1269
Other Services	10133	11661
<b>TISSUE BANK</b>		
Allografts Produced	7666	9366

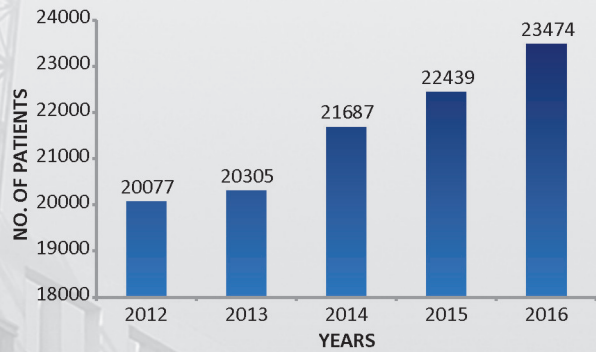
	2015	2016
<b>PALLIATIVE MEDICINE</b>		
No. of Patients	10756	11328
Home Care Visits	2384	2411
<b>MEDICAL SOCIAL WORK</b>		
Guidance	25254	27212
Counselling	20367	29031
<b>EDUCATION</b>		
Residents & Others	263	180
Fellows	11	27
Medical Observers	463	476
Nursing Trainees	19	115
Paramedical Students	34	37
<b>RESEARCH PROFILE</b>		
Extramural Projects	05	09
Pharma sponsored	09	10
Intramural + Extramural Projects	10	10
Institutional Intramural	39	43
No fundings	103	88
P.G. Thesis (Dissertation)	87	89
<b>PUBLICATIONS</b>		
International	280	303
National	147	159
Book Chapters	41	13 (+2 Books)
<b>Conferences / Workshops / Seminars</b>	105	125

# Trends

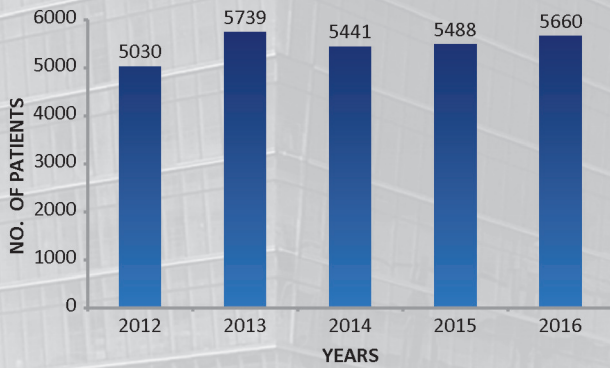
### CASE FILE REGISTRATIONS



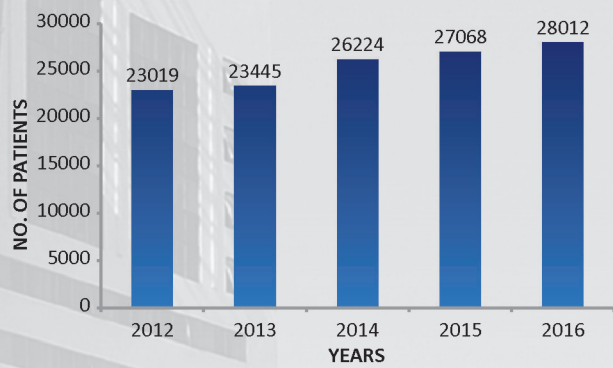
### REFERRAL FOR INVESTIGATIONS



### PREVENTIVE ONCOLOGY



### NO OF ADMISSION



### TOTAL REGISTRATION

